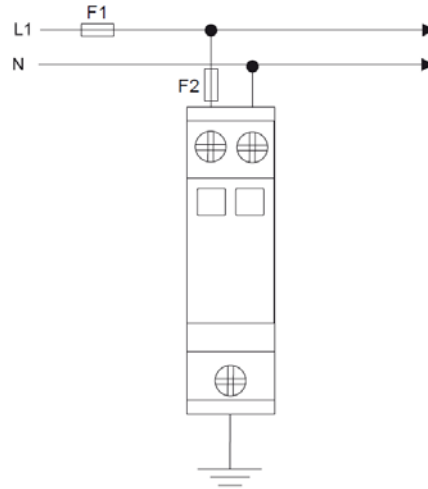



Installation Instructions | Installationsanleitung CP V(H) 10-1

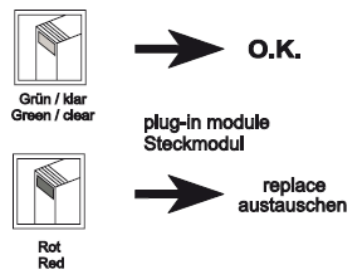


• Technical Data | Technische Daten

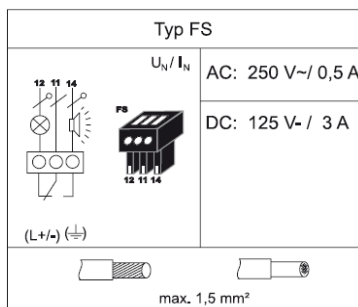
U_C	275 V
U_T	335 V
I_C	10 kA
Max Fuse	16 A gL/gG
Temperature Range	-40°C to +85°C
IP-CODE	20

	Fein 12,5mm	Mehr 12,5mm	Starr 12,5mm
min. \square L, N \neq	1,5 mm ²	1,5 mm ²	1,5 mm ²
max. \square L, N \neq	10 mm ²	10 mm ²	10 mm ²
\triangle \neq	2,5 - 25 mm ² Cu		$\geq 15,5$ mm

• Fault Indication | Defektanzeige



• Remote Alarm Terminal | Fernmeldekontakt



• Backup Fuse | Vorsicherung

